


# DESCOMPONEM AMB EL DÒMINO




AQUEST PAQUET INCLOU:

1. Plantilles per a jugar amb peces de dòmino.
2. Fitxes per iniciar-se amb les sumes.
3. Fitxes per treballar l'atenció i el comptatge.
4. Fitxes per iniciar-se a la descomposició.

nuestraclasedeprimero 

# DESCOMPONEM AMB EL DÒMINO

1. Agafa les tres peces de dàmina, compta els punts de cada fitxa, i col·loca-les a la columna corresponent.




1	
2	
3	
4	

mostra la solució



# DESCOMPONEM AMB EL DÒMINO

1. Agafa les tessel·les neces de dàmina, compta els puntets de cada fitxa, i col·loca-les a la columna corresponent.



5

A large, empty rectangular box with a black border, intended for placing dominoes that sum to 5.

6

A large, empty rectangular box with a black border, intended for placing dominoes that sum to 6.

7

A large, empty rectangular box with a black border, intended for placing dominoes that sum to 7.

8


A large, empty rectangular box with a black border, intended for placing dominoes that sum to 8.

mostra la solució



# DESCOMPONEM AMB EL DÒMINO

1. Agafa les tessel·les neces de dàmina, compta els puntets de cada fitxa, i col·loca-les a la columna corresponent.



9

A large, empty rectangular box with a black border, intended for decomposing the number 9.

10

A large, empty rectangular box with a black border, intended for decomposing the number 10.

11

A large, empty rectangular box with a black border, intended for decomposing the number 11.

12

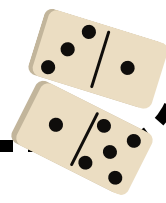
A large, empty rectangular box with a black border, intended for decomposing the number 12.

mostra la manera



# DESCOMPONEM AMB EL DÒMINO

1. Compta els puntets de cada fitxa de dàminos, retalla-les i enganxa-les a la columna adjacent.



5

A large, empty rectangular box with a light beige background, intended for pasting dominoes that sum to 5. A small circle containing the number 5 is positioned at the top center of the box.

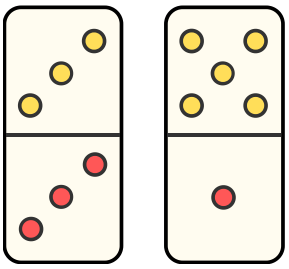
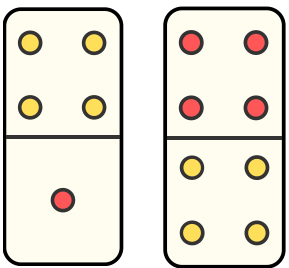
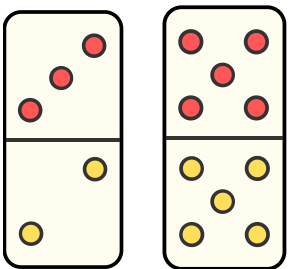
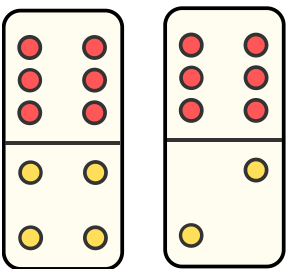
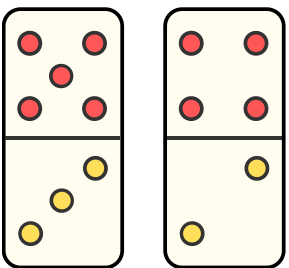
6

A large, empty rectangular box with a light beige background, intended for pasting dominoes that sum to 6. A small circle containing the number 6 is positioned at the top center of the box.

8

A large, empty rectangular box with a light beige background, intended for pasting dominoes that sum to 8. A small circle containing the number 8 is positioned at the top center of the box.

10


A large, empty rectangular box with a light beige background, intended for pasting dominoes that sum to 10. A small circle containing the number 10 is positioned at the top center of the box.

Nom:

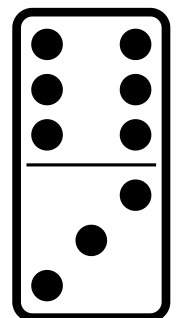
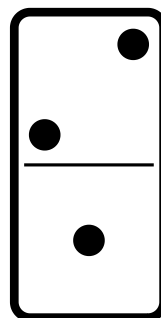
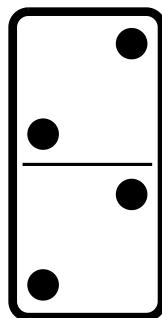
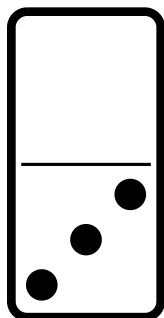

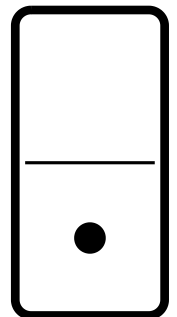
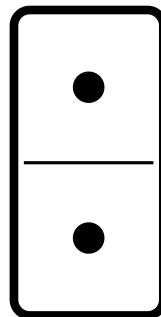
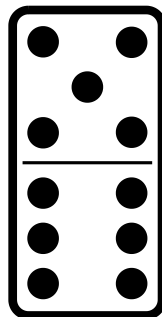
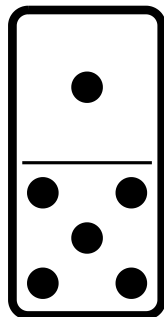
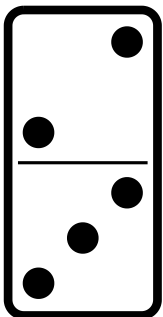
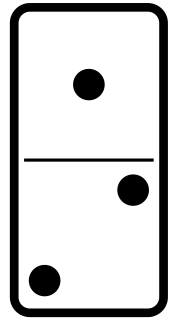
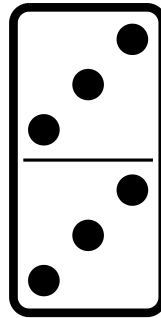
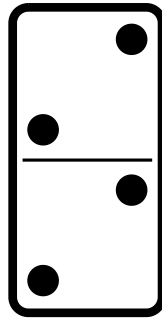
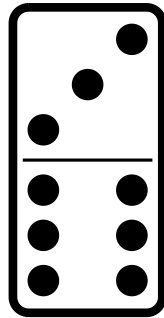
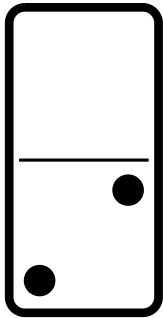
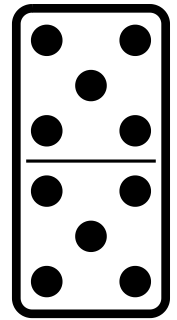
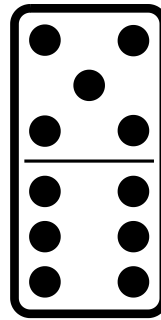
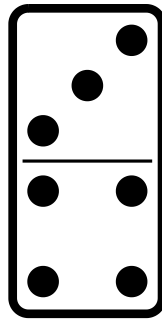


Data:

# DESCOMPONEM AMB EL DÒMINO

## INSTRUCCIONS



1. Observa les següents fitxes del dòmino.
2. Pinta les peces que tenen la mateixa quantitat de punts a les dues parts (superior i inferior).

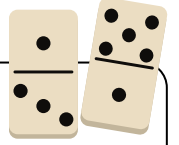


Nom:


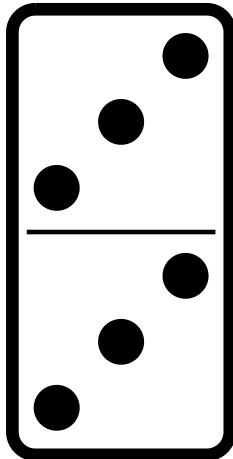
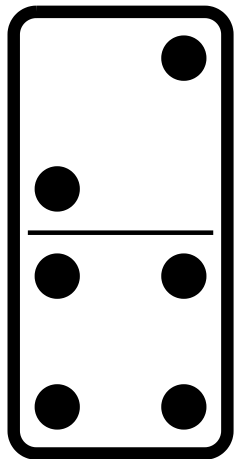
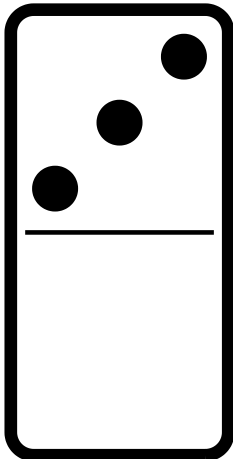

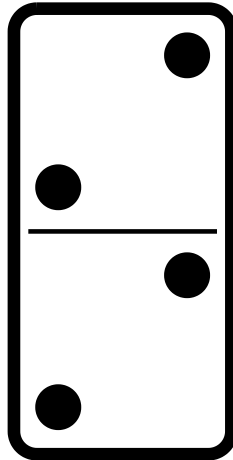
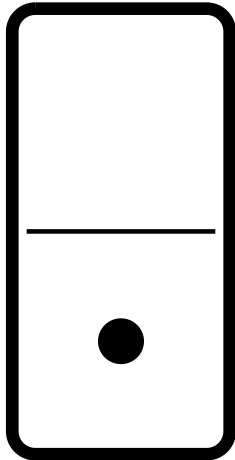

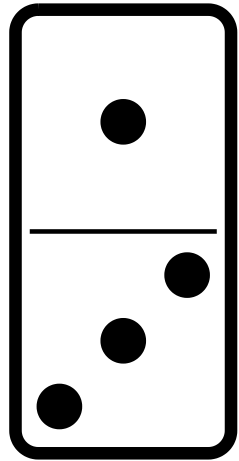
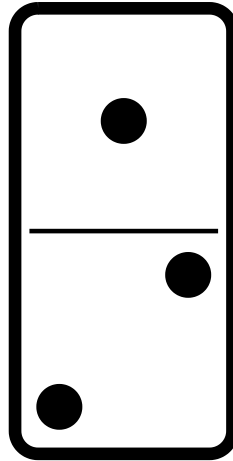
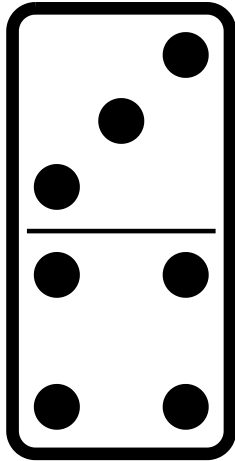
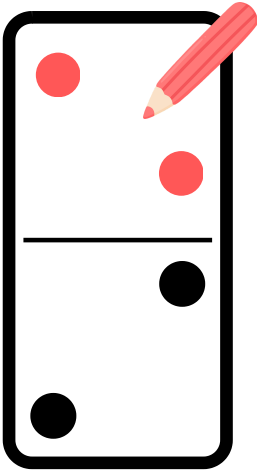
Data:

# DESCOMPONEM AMB EL DÒMINO

## INSTRUCCIONS



1. Observa les següents fitxes del dòmino.
2. Dibuixa els punts necessaris perquè les dues parts de la peça de dòmino tinguin la mateixa quantitat.

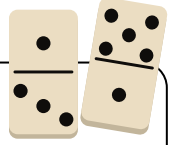


Nom:

Data:

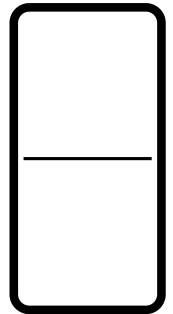
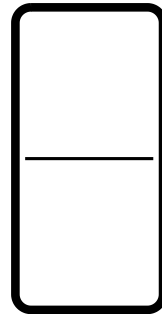
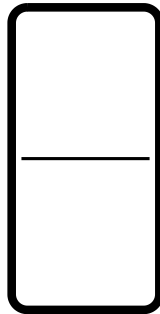

# DESCOMPONEM AMB EL DÒMINO

## INSTRUCCIONS

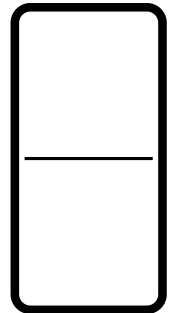
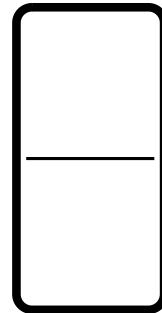
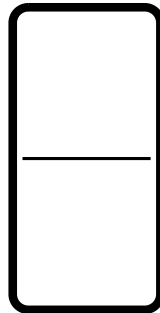
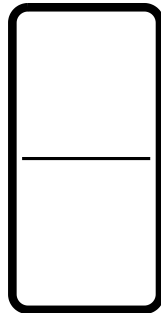


1. Observa els següents nombres.
2. Dibuixa els punts necessaris perquè totes les peces de la mateixa fila representin el número corresponent.

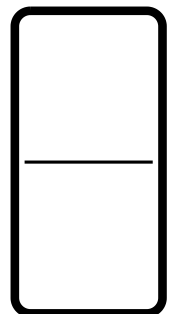
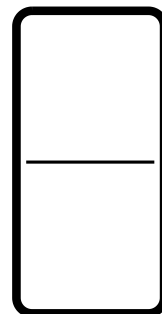
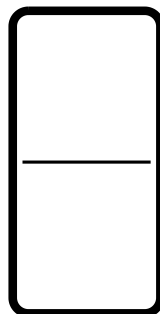
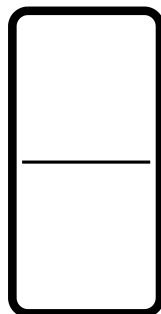
4



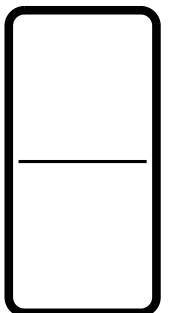



8



7



3

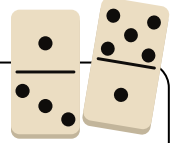


Nom:

Data:

# DESCOMPONEM AMB EL DÒMINO

## INSTRUCCIONS



1. Observa les següents fitxes de dòmino.
2. Suma els punts de les dues fitxes i encercla el número corresponent.

6 dots	5 dots	
3 dots	1 dot	
16	17	18

2 dots	3 dots	
2 dots	2 dots	
18	19	20

5 dots	3 dots	
1 dot	2 dots	
13	14	15

3 dots	2 dots	
4 dots	2 dots	
12	13	14

2 dots	2 dots	
3 dots	2 dots	
17	18	19

3 dots	2 dots
4 dots	2 dots
14	15

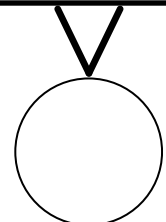

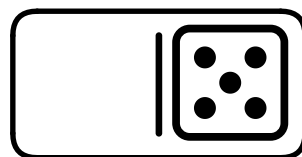



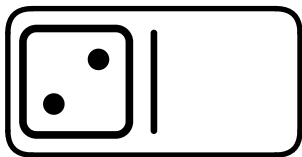
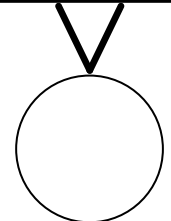

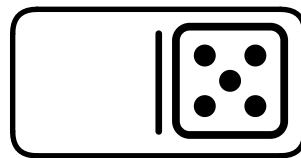


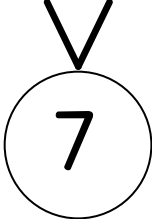

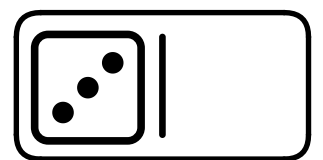

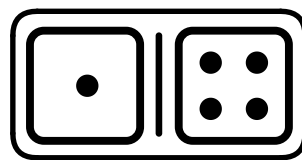


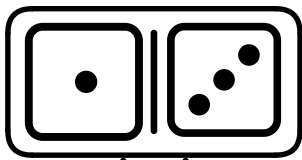
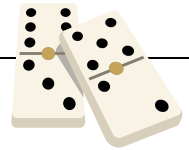
Nom:

Data:

# DESCOMPONEM AMB EL DÒMINO

## INSTRUCCIONS

1. Observa els següents números.
2. Dibuixa els punts necessaris perquè les peces representin el número corresponent, o bé, suma els punts i escriu el resultat al cercle de sota.



Nom: \_\_\_\_\_

# DESCOMPONEM AMB EL DÒMINO

## INSTRUCCIONS

1. És el teu torn. Busca unes peces de dòmino i col·loca-les als forats.
2. Suma els punts de cada fitxa i escriu el resultat al cercle de sota.

