


DESCOMPONEMOS CON DOMINÓ




ESTE PACK INCLUYE:

1. Plantillas para jugar con piezas de dominó.
2. Fichas para iniciarse con las sumas.
3. Fichas para trabajar la atención y conteo.
4. Fichas para iniciarse en la descomposición.

nuestraclasedeprimero 

DESCOMPONEMOS CON DOMINÓ

1. Coge tu pieza de dominó, cuenta las puntas de cada ficha, y colócalas en la columna correspondiente.



1

2

3

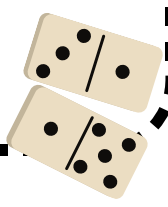
4

muestra la red de números



DESCOMPONEMOS CON DOMINÓ

1. Coge tu pieza de dominó, cuenta las puntas de cada ficha, y colócalas en la columna correspondiente.



5

A large, empty rectangular box with a light beige background, intended for placing a domino with a 5 on one end.

6

A large, empty rectangular box with a light beige background, intended for placing a domino with a 6 on one end.

7

A large, empty rectangular box with a light beige background, intended for placing a domino with a 7 on one end.

8

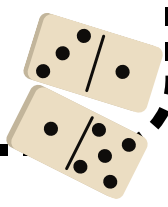
A large, empty rectangular box with a light beige background, intended for placing a domino with an 8 on one end.

muestra la red de números



DESCOMPONEMOS CON DOMINÓ

1. Coge tu pieza de dominó, cuenta las puntas de cada ficha, y colócalas en la columna correspondiente.



9

A large, empty rectangular box with a black border, intended for a student to draw a domino tile with a total of 9 pips.

10

A large, empty rectangular box with a black border, intended for a student to draw a domino tile with a total of 10 pips.

11

A large, empty rectangular box with a black border, intended for a student to draw a domino tile with a total of 11 pips.

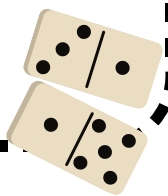
12

A large, empty rectangular box with a black border, intended for a student to draw a domino tile with a total of 12 pips.

muestra la red de números



DESCOMPONEMOS CON DOMINÓ



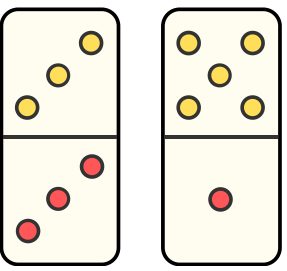
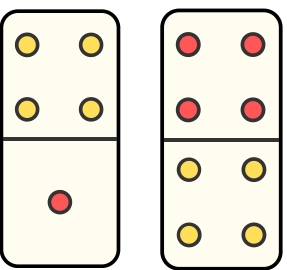
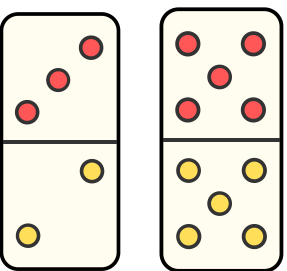
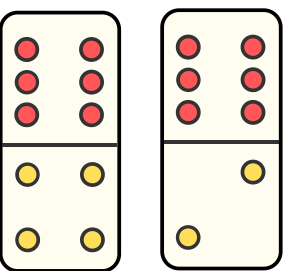
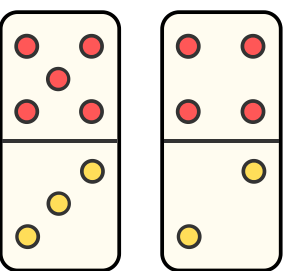
1. Cuenta las puntas de cada ficha de dominó, recórtalas y pégalas en la columna correspondiente.

5

6

8

10

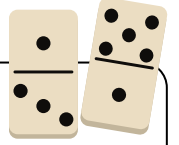


Nombre:

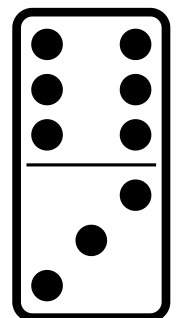
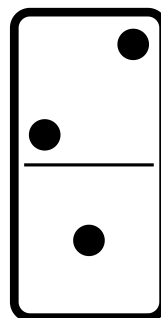
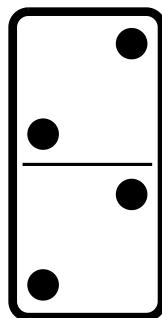
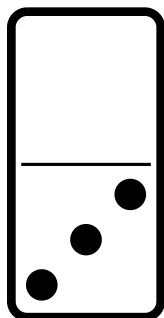

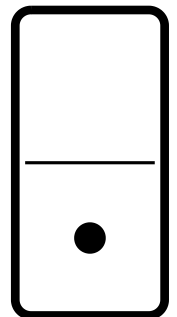
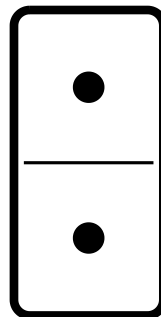
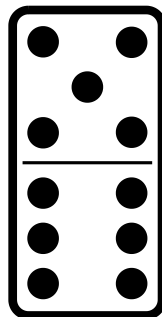
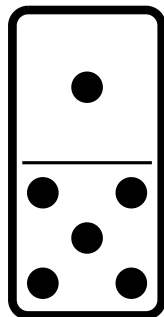
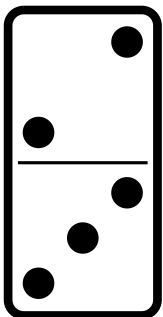
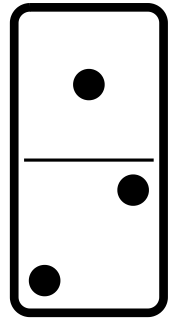
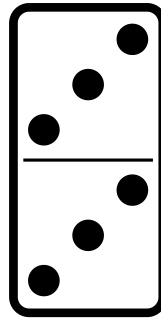
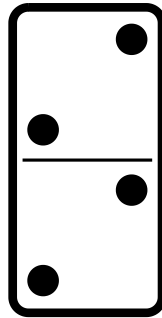
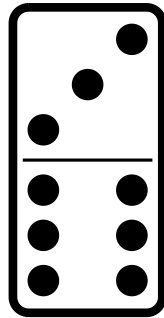
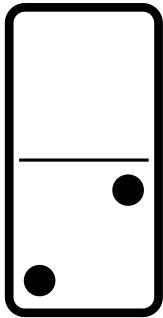
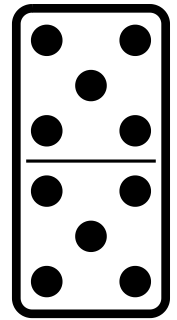
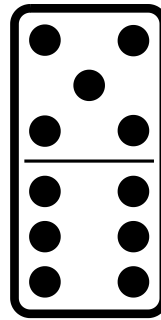
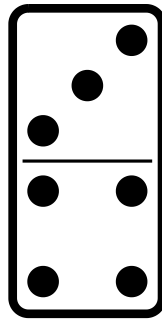


Fecha:

DESCOMPONEMOS CON DOMINÓ

INSTRUCCIONES



1. Observa las siguientes fichas de dominó.
2. Colorea las piezas que tienen la misma cantidad de puntos en ambas partes (superior e inferior).




Nombre:


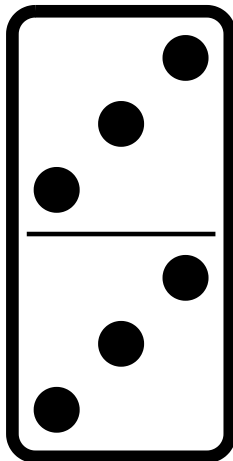
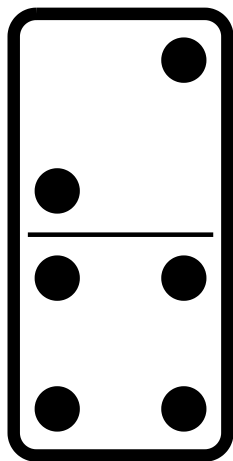
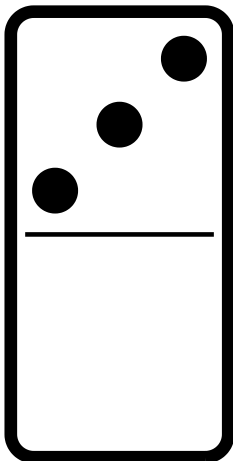

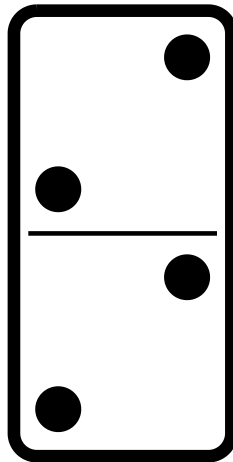
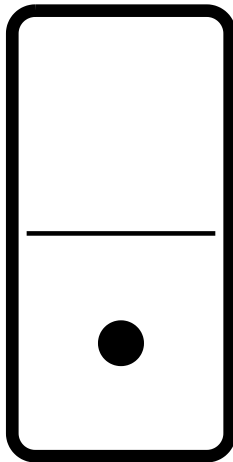

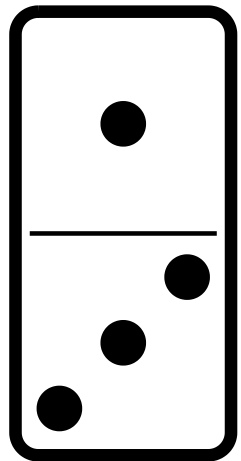
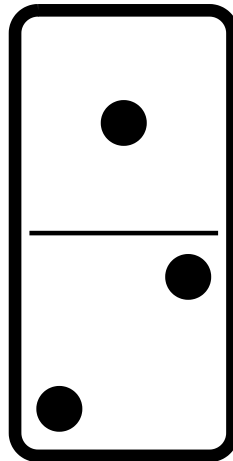
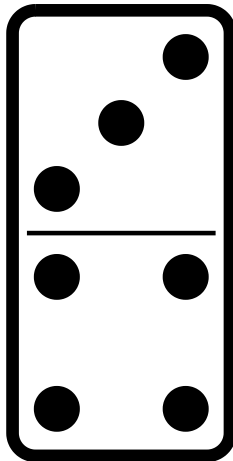
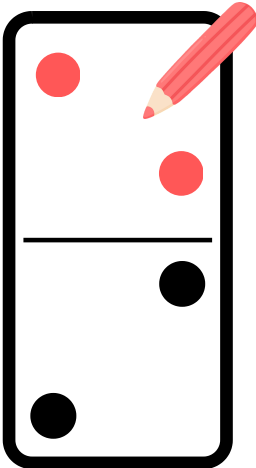
Fecha:

DESCOMPONEMOS CON DOMINÓ

INSTRUCCIONES



1. Observa las siguientes fichas de dominó.
2. Dibuja los puntos necesarios para que las dos partes de la pieza de dominó tengan la misma cantidad.

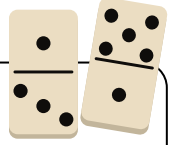


Nombre:

Fecha:

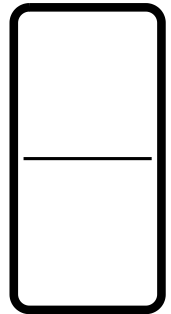
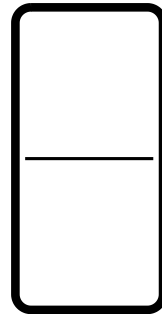
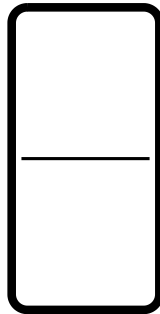

DESCOMPONEMOS CON DOMINÓ

INSTRUCCIONES

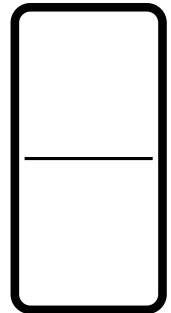
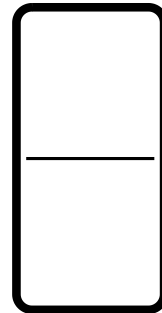
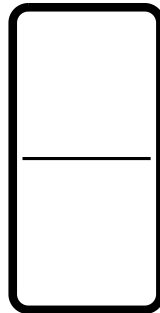
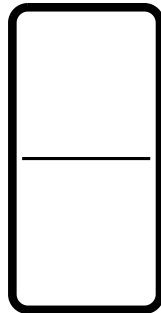


1. Observa los siguientes números.
2. Dibuja los puntos necesarios para que todas las piezas de la misma fila representen el número que corresponde.

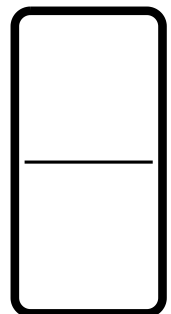
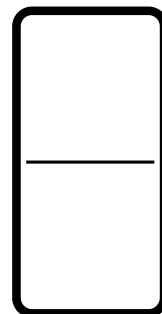
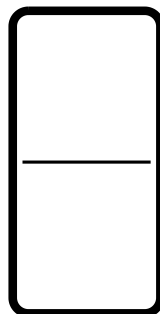
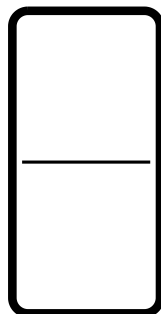
4



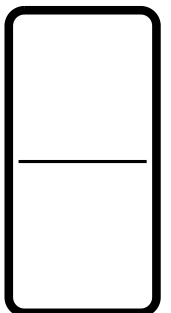



8



7



3




Nombre:

Fecha:

DESCOMPONEMOS CON DOMINÓ

INSTRUCCIONES



1. Observa las siguientes fichas de dominó.
2. Suma los puntos de las dos fichas y rodea el número correspondiente.

6	6	2	2
3	3	1	1
16	17	18	

2	2	3	3
3	3	2	2
18	19	20	

2	2	3	3
1	1	2	2
13	14	15	

2	2	3	3
3	3	1	1
12	13	14	

2	2	3	3
3	3	2	2
17	18	19	

2	2	3	3
3	3	2	2
14	15		

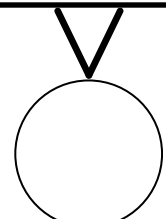
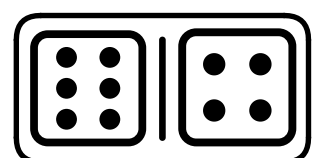
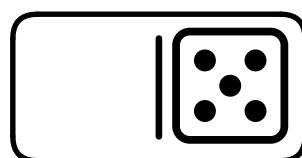
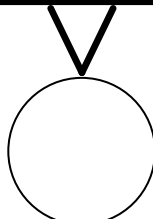
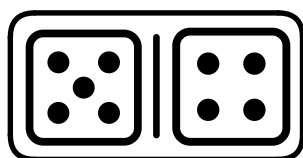
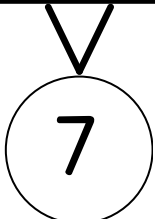
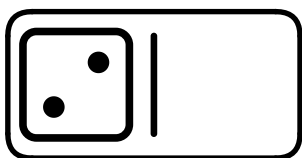
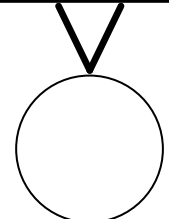

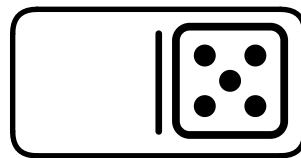


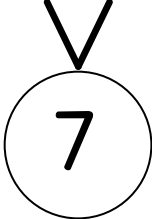



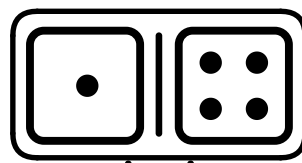


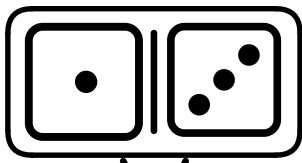
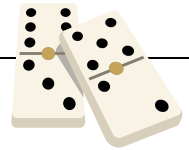
Nombre:

Fecha:

DESCOMPONEMOS CON DOMINÓ

INSTRUCCIONES

1. Observa los siguientes números.
2. Dibuja los puntos necesarios para que las piezas representen el número correspondiente, o bien, suma los puntos y escribe el resultado en el círculo de abajo.



Nombre:

DESCOMPONEMOS CON DOMINÓ

INSTRUCCIONES

1. Es tu turno. Busca unas piezas de dominó y colócalas en los huecos.
2. Suma los puntos de cada ficha y escribe el resultado en el círculo de abajo.

