

9

8

4

7

11

15

16

21

26

31

27

30

33

40

42

50

50

60

54

70

A collection of six Euro coins arranged in two rows of three. The top row contains three 1 Euro coins, and the bottom row contains three 2 Euro coins. To the right of the coins is a large, empty square box with a blue border. A small logo is visible in the bottom right corner of the box.

A row of four 2 Euro coins. To the right of the coins is a large, empty square box with a blue border. A small logo is visible in the bottom right corner of the box.

A collection of four 1 Euro coins arranged in a diamond pattern. To the right of the coins is a large, empty square box with a blue border. A small logo is visible in the bottom right corner of the box.

A 5 Euro banknote and a 2 Euro coin. The banknote is on the left, and the coin is on the right. To the right of the coin is a large, empty square box with a blue border. A small logo is visible in the bottom right corner of the box.

A 5 Euro banknote is shown on the left. To its right are four coins: two 2 Euro coins and two 1 Euro coins. On the far right is a large empty rectangular box for the total value. A small logo is in the bottom right corner.

A 10 Euro banknote is shown on the left. To its right are three coins: two 2 Euro coins and one 1 Euro coin. On the far right is a large empty rectangular box for the total value. A small logo is in the bottom right corner.

A 10 Euro banknote is shown on the left. To its right are five coins: three 1 Euro coins and two 2 Euro coins. On the far right is a large empty rectangular box for the total value. A small logo is in the bottom right corner.

Two 10 Euro banknotes are shown on the left. Below them is one 1 Euro coin. On the far right is a large empty rectangular box for the total value. A small logo is in the bottom right corner.

This panel contains two 10 Euro banknotes on the left. In the center, there are four Euro coins: two 1 Euro coins and two 2 Euro coins. On the right, there is a large, empty square box with a yellow border. A small logo is visible in the bottom right corner of the panel.

This panel contains three 10 Euro banknotes on the left and one 1 Euro coin on the right. A large, empty square box with a yellow border is positioned on the right side of the panel. A small logo is visible in the bottom right corner of the panel.

This panel contains two 10 Euro banknotes on the left, one 5 Euro banknote in the center, and two 1 Euro coins on the right. A large, empty square box with a yellow border is positioned on the right side of the panel. A small logo is visible in the bottom right corner of the panel.





This panel contains three 10 Euro banknotes on the left and a large, empty square box with a yellow border on the right. A small logo is visible in the bottom right corner of the panel.



This panel contains a 20 Euro banknote and a 10 Euro banknote on the left. In the center, there is a 1 Euro coin and a 2 Euro coin. On the right, there is an empty square box for a drawing or answer. A small logo is located in the bottom right corner.



This panel contains a 20 Euro banknote and a 10 Euro banknote on the left. In the center, there is another 20 Euro banknote and a 10 Euro banknote. On the right, there is an empty square box for a drawing or answer. A small logo is located in the bottom right corner.



This panel contains two 20 Euro banknotes on the left. In the center, there are two 1 Euro coins. On the right, there is an empty square box for a drawing or answer. A small logo is located in the bottom right corner.



This panel contains two 20 Euro banknotes on the left. In the center, there is a 10 Euro banknote. On the right, there is an empty square box for a drawing or answer. A small logo is located in the bottom right corner.

